



2nd Local Workshop Implementation Report

October 2022



COUNTRY	PARTNERS
FRANCE	UNIVERSITÉ LUMIÈRE LYON 2

1. Introduction

The second local art workshop in France (Lyon) were held in October 2022, throughout 3 days (a session every day), all of them face to face meeting. This second local art workshop focused on the same philosophy as the first one, but also along the same lines as the other workshops held in Larissa (Greece) and Olot (Spain) in the framework of Abeyga.

2. Choice of Thematic in Arts

With a dozen psychology students from the University of Lyon 2 and in the presence of a specialist in Fine Arts from Greece, we focused on a recent phenomenon, the “Shoefiti”.



This relatively mysterious, but very urban and common-sense phenomenon (contraction of “shoes” and “graffiti”) consists of throwing used trainers on power lines in the centre of big cities in several countries in Europe and worldwide. This is also the case in the city of Lyon. Called “shoefiti” or shoes tossing, the phenomenon is a new form of urban art. After the tags scrawled on city walls, the lapidary stanzas scrawled on the concrete, the poetic stencils on the pavements, now there are tennis shoes suspended in the air...

So we started from this artistic and urban phenomenon, very close to common sense, in order to create artistic objects. We used the (used) shoes as an instruction and pretext and then we invited the participants to create an artistic object.

3. Choice of Plastic art material

Plastic art material (namely fabric plaster bands) used was the same learned during C2 Training implemented in Olot Art School and in Larissa published in Abeyga website.

<https://abeyga.sites.sch.gr/category/ios/trainings/>

4. Agenda and activities of the Local Workshop

Session	Activity Carried Out
Session Number 1 - Face to Face	Welcome to the art workshop presentation (20mn) Presentations (each is presented with name, age and additional info)(10mn) Videos presented with creations of the art workshops in Larissa and Olot and with the phenomenon of shoefiti ("The Mystery of Flying Kicks »). Discussion (1h) Large format collective activity. Let's take an ordinary object (used shoes) and try to transform it in an art object. (2h)
Session Number 2 - Face to Face	Large format collective activity. Let's take an ordinary object (used shoes) and try to transform it in an art object. (2h) Discussions (2h)
Session Number 3 - Face to Face	Collective visit to the Biennial of Contemporary Art that took place in Lyon and discussion of the art installations in the light of the work done on the shoes.

5. Description of 3 Day Activities

During implementation, **3 sessions** took place:

1st day, we started doing a little presentation of the ABEYGA project, from ourselves and we also asked our participants to present themselves. After this we showed a recent (and online¹) 15 mn film on the shoefiti phenomenon and discussed with the students their impressions and questions.


After, we took one of the objects that the students had brought with them and turned it into an art object. “How an everyday object, the used shoe, can obtain artistic value by being solidified using materials like fabric plaster bands and colors?”.

¹ <https://vimeo.com/71867019>





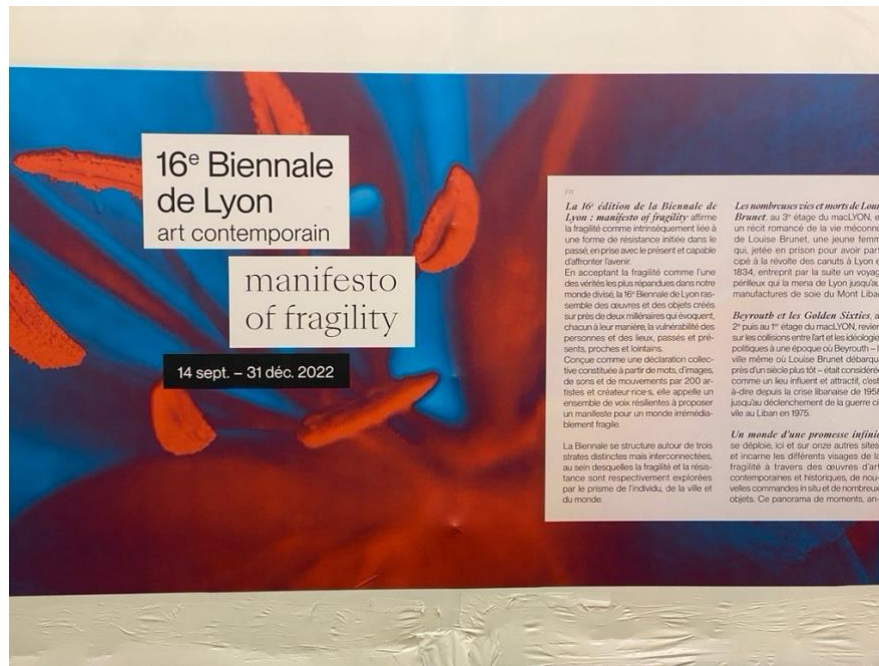
2nd day: on the second day, after letting the previous day's objects dry, we continued the work with the students, this time adding colours and/or continuing the same work for objects (shoes) brought in the day before.






3rd day

Taking advantage of the rare opportunity to have a Contemporary Art Biennial in Lyon this year 2022, we visited, with the students, a former refrigerator factory, the Fagor factory, which has become a huge exhibition space and artistic installations, visual, material, numeric, some of which are extremely inspired by everyday life. Therefore, it was an opportunity to comment the art installations we saw in the light of the work done during the last two days in the workshop, in order to interpret the artistic meaning.







Outcomes & Evaluation of the Teaching

When we asked the participants of the workshop what they would change, there were two common answers: ***“nothing, it was perfect”*** or ***“I would love some more days”*** Those answers make us feel really comfortable and proud with the development of the 2nd local art workshop.

“I was interested in the different interpretations of artistic works”. “I was surprised by the range of practices related to the notion of art and almost the absence of rules”

These are some of the answers to the question *What have you really learned in this art workshop?* The vast majority of answers do not make implicit reference to the techniques learned. Instead of that, they refer to inclusion and personal growth ideas.

When we focus on the different techniques presented, most of the young participants do not know them and they present an intrinsic motivation towards them.

As trainers, it was really easy to transmit the different techniques and dynamize the sessions because the students took lots of initiative and created an atmosphere of camaraderie, comfort and creativity.

The satisfaction of attendance cannot be better, all of them evaluated the training as understandable, interesting and satisfied. From 13 students participated, 12 of them have evaluated the workshop and they do it with the maximum rate.

The questionnaire facilitated and agreed by all consortium was sent to all participants in French (see below).

QUESTIONNAIRE D'ÉVALUATION APRÈS LES ART LOCAL WORKSHOPS

Ce questionnaire anonyme s'inscrit dans le cadre de votre participation à l'art workshop qui se déroule au sein du projet européen Erasmus+ Abeyga (« Art beyond gaze ») dont l'Université Lumière Lyon 2 (UR GRePS) fait partie. Vous pouvez refuser d'y participer sans avoir à vous justifier. De même vous pouvez retirer votre accord à tout moment sans justification, sans conséquence pédagogique de quelque nature que ce soit. Il vous sera possible d'accéder aux résultats de l'étude lorsque les données auront été analysées. Ce projet est réalisé au sein de l'UR GRePS, Université Lumière Lyon 2, sous la direction de Nikos Kalampalikis, Professeur de psychologie sociale.

1. Votre pays de naissance :

- Espagne
- France
- Grèce
- Italie

Autre :

1. Votre institution/établissement : Université Lyon 2

Autre :

3. Qu'espérez-vous apprendre de cet art workshop ?

- Penser la création artistique d'une manière différente
- Percevoir l'art avec tous les sens
- Élargir mes connaissances
- Apprendre à travailler harmonieusement avec les autres
- M'exprimer autrement

Autre:

4. Qu'avez-vous vraiment appris de cet art workshop ?

.....
.....

5. Qu'est-ce qui vous a le plus intéressé dans cet art workshop ?

.....
.....

6. Parmi les activités/expériences suivantes, quelles sont celles que vous pouvez associer aux art workshops ? (plus d'un choix)

- Peinture
- Auto-expression
- Sculpture
- Art-thérapie

Construction d'objets en 3D avec du plâtre et de l'argile

Gravure

Autre:

7. Dans quelle mesure avez-vous été satisfait de l'organisation des ateliers locaux ?

1. Satisfaction générale à l'égard du workshop : (1: Très peu satisfait 5: Très satisfait)

1 2 3 4 5

2. Pertinence du contenu : (1: Très peu satisfait 5: Très satisfait)

1 2 3 4 5

3. Difficulté de compréhension du contenu : (1: Très peu satisfait 5: Très satisfait)

1 2 3 4 5

8. Changeriez-vous/améliorez-vous quelque chose dans le processus de mise en œuvre des art workshops ?

.....
.....

Pour terminer, voici quelques questions vous concernant :

1. Quel est votre âge ?

J'ai ans

2. Quel est votre genre ?

Féminin

Masculin

Autre, précisez :

3. Quelle est votre profession ?

Agriculteur exploitant

Artisan, commerçant et chef d'entreprise

Cadre et profession intellectuelle supérieure

Profession intermédiaire

Employé

Ouvrier

Étudiant

- En recherche d'emploi
- Sans emploi

4. Votre niveau maximal d'études (diplôme obtenu) :

- Diplôme de 3^{ème} cycle universitaire (Master, doctorat, grande école, ingénieur)
- Diplôme de 2^{ème} cycle universitaire (Licence, Maîtrise)
- Diplôme du 1^{er} cycle universitaire (BTS, DUT, ou équivalent, niveau BAC+2)
- Baccalauréat général, technologique, professionnel ou équivalent
- CAP, BEP ou diplôme de même niveau

5. Vivez-vous en couple ?

- Oui
- Non

6. Avez-vous des enfants ?

- Oui (nombre :)
- Non

Nous vous remercions pour votre participation à notre étude. Nous vous rappelons que vos réponses sont anonymes. Vos données personnelles seront traitées uniquement à des fins de recherche scientifique.

6. Conclusions

This second art workshop went particularly well. The participants appreciated both the freedom of artistic expression and the creation, but also the articulation between common sense, creation and urban atmosphere. The perfect opportunity to associate this art workshop with a major exhibition such as the Biennial of Contemporary Art allowed the participants to see the freedom of contemporary expression of the artists and its anchoring in common, ordinary places, such as ordinary life in the city, so that their own creations could take on a whole new meaning.

The presence of a Professor of fine arts, involved in the project, also made it possible to associate the actions of the different cities, partners, institutions of the Erasmus+ Abeyga contract and to note the artistic work done in parallel by the teachers and pupils/students involved.